

REPORT

25800 COMMERCENTRE DRIVE, LAKE FOREST, CA 92630

Project No. G104592322

Date: February 11, 2021

REPORT NO. 104592322LAX-003C

TEST OF ONE DIRECT LED LUMINAIRE

MODEL NO. GAZERD-24-LED35-SO
LED MODEL NO. LUMILEDS 2835
DRIVER MODEL NO. OSRAM OTI 85W G2

RENDERED TO

PRUDENTIAL LIGHTING
1774 EAST 21ST
LOS ANGELES, CA 90058

STATEMENT OF LIMITATION: This report must not be used by the client to claim product certification, approval, or endorsement by NVLAP, NIST, or any agency of the federal government.

TEST: Electrical and Photometric tests as required to the IESNA test standard.

AUTHORIZATION: The testing performed was authorized by signed quote number Qu-01120100-3.

STANDARDS USED: The following American National Standards or Illuminating Engineering Society of North America Test Guides were used in part or totally to test each specimen:

IESNA LM-79 - 2008: Electrical and Photometric Measurements of Solid State Lighting

DESCRIPTION OF SAMPLE: The client submitted one Prototype sample of model number GazeRD-24-LED35-SO. The sample was received by Intertek on February 8, 2021, in undamaged condition and one sample was tested as received. The sample designation was LAN2102080745-003.

DATES OF TESTS: February 11, 2021

SUMMARY

Model No.:	GazeRD-24-LED35-SO
Description:	Direct LED Luminaire

Criteria	Result
Total Lumen Output (Lumens)	4532
Total Power (W)	40.48
Luminaire Efficacy (LPW)	112.0
Power Factor	0.985

EQUIPMENT LIST

Equipment Used	Model Number	Control Number	Last Date Calibrated	Calibration Due Date	Date Used
Goniophotometer	6440T	000943	VBU	VBU	02/11/21
AC Source	CW1251P	000944	VBU	VBU	02/11/21
Power Analyzer	WT210	000945	09/29/20	09/29/21	02/11/21
Tape Measure	33-428	001491	VBU	VBU	02/11/21
Magnetic Level	581-9	001610	10/21/20	10/21/21	02/11/21
Temp. & RH Meter	971	002137	10/13/20	10/13/21	02/11/21
Thermometer	DPI8-C24	001782	10/09/20	10/09/21	02/11/21

TEST METHODS

Seasoning in Sample Orientation – LED Products

No seasoning was performed in accordance with IESNA LM-79.

Photometric and Electrical Measurements – Distribution Method

A LSI Type C High Speed Model 6440 Mirror Goniometer was used to measure the intensity (candelas) at each angle of distribution for each sample.

Ambient temperature was measured equal to the height of the sample mounted on the Goniometer equipment. Each sample was operated at input rated voltage in its designated orientation. Each sample was allowed to stabilize for at least thirty minutes before measurements were made. Electrical measurements including voltage, current, and power were measured using the Xitron or Yokogawa Power Analyzer.

Some graphics were created with Photometrics Plus software.

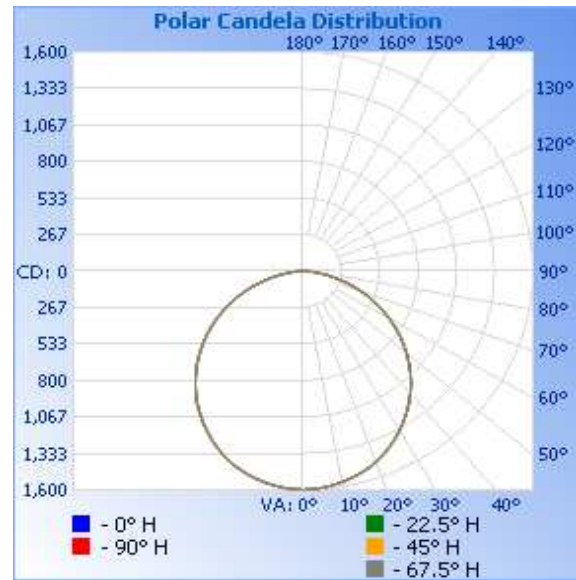
RESULTS OF TEST

Photometric and Electrical Measurements at Ambient Temperature (25°C +/- 1°C) – Distribution Method

Intertek Sample No.	Base Orientation	Input Voltage {Vac}	Input Current (mA)	Input Power (Watts)	Input Power Factor	Absolute Luminous Flux (Lumens)	Lumen Efficacy (LPW)
LAN2102080745-003	Up	120.0	342.4	40.48	0.985	4532	112.0

Intensity (Candlepower) Summary at 25°C - Candelas

Angle	0	22.5	45	67.5	90
0	1597	1597	1597	1597	1597
5	1588	1588	1588	1588	1588
10	1564	1565	1566	1566	1566
15	1530	1532	1532	1531	1531
20	1483	1484	1484	1484	1484
25	1420	1420	1420	1420	1420
30	1343	1343	1343	1342	1343
35	1258	1257	1258	1257	1258
40	1162	1163	1163	1162	1163
45	1057	1057	1057	1056	1057
50	942	943	942	942	943
55	823	822	822	822	822
60	694	696	695	694	694
65	565	564	564	564	564
70	430	431	430	431	430
75	298	298	298	299	299
80	174	175	175	176	176
85	74	74	75	76	76
90	0	0	0	0	0

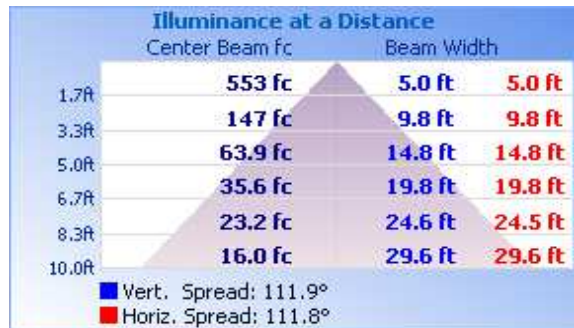


RESULTS OF TEST (cont'd)

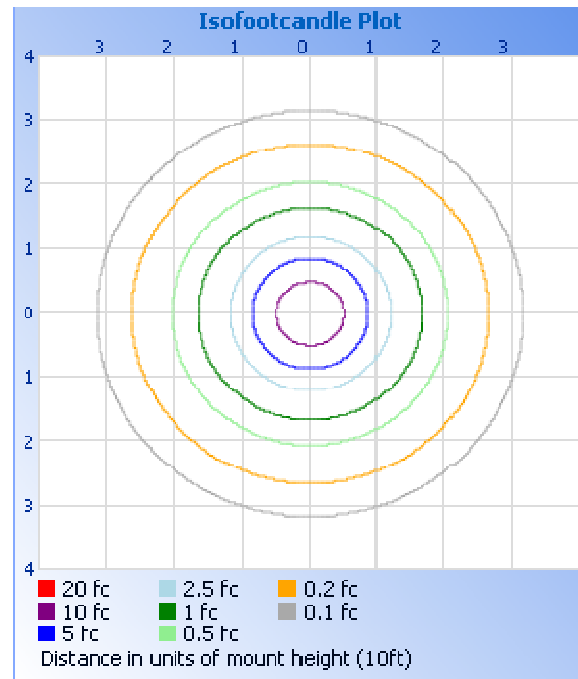
Illumination Plots

Mounting Height: 10 ft.

Illuminance - Cone of Light



Isoillumination Plot



Zonal Lumen Summary and Percentages at 25°C

Zone	Lumens	% Luminaire
0-30	1237	27.3
0-40	2023	44.6
0-60	3572	78.8
60-90	960.6	21.2
0-90	4532	100.0
90-180	0.0	0.0
0-180	4532	100.0

Zonal Lumens and Percentages at 25°C

Zone	Lumens	% Luminaire
0-10	150.8	3.3
10-20	432.1	9.5
20-30	654.0	14.4
30-40	786.4	17.3
40-50	814.6	18.0
50-60	734.1	16.2
60-70	557.4	12.3
70-80	316.3	7.0
80-90	87.0	1.9

Spacing Criterion at 25°C

Spacing Criterion (0-180)	1.26
Spacing Criterion (90-270)	1.26
Spacing Criterion (Diagonal)	1.38

PICTURES (not to scale)



CONCLUSION

The results tabulated in this report are representative of the actual test samples submitted for this report only. The data is provided to the client for further evaluation. Compliance to the referenced specification requirements was not determined in this report.

In Charge Of Tests:

A handwritten signature in black ink, appearing to read 'Kellen Murakami'.

Kellen Murakami
Technician
Lighting Division

Attachment: None

Report Reviewed By:

A handwritten signature in black ink, appearing to read 'Vladimir Kozak'.

Vladimir Kozak
Engineering Supervisor
Lighting Division